HEXLON 2023

Helon Explosion-Proof Electric Co., LTD

Simlifed Catalogue

About US

Helon Explosion-Proof Electric Co., Ltd. is a national high-tech company, located in China's explosion-proof electrical appliance manufacturing base, Yueqing City, Zhejiang Province, China. Company with an occupation of over 50,000m² and an edifice of over 100,000m².

Helon has passed ISO9001, ISO14001, ISO45001, EU ATEX, international IECEx (QAR, QAN) and other management system certification , company gets into the vendor list of well-known enterprises and becomes the strategic partners (primary suppliers) for Sinopec, CNPC, CNOOC, CNAF, SINOCHEM, PLA, SINOGRAIN, COFCO, PipeChina etc., and company are shortlisted suppliers of China nuclear industry group. The products are exported to more than 50 countries and regions such as the Middle East, Europe, Southeast Asia, Russia, Kazakhstan and Africa. There are hundreds of offices and first-class business teams in China.

National High-tech Enterprise

ISO system certification

Building area of over 100000m²

More than 200 national patents

WithSingapore/ Saudi Arabia branch office

More than 70R&D team members

HEXLON
EXPLOSION-PROOF

We "Heloners" expect to cooperate with people of circles heartily, looking for a vigorous and prosperous future mutually.

HLBY03-Series Explosion-proof Linear Lighting Fixture (optional:with battery backup)

T8/T5 Tube:
18×(1~2)/36×(1~2)

Ex db eb II C T4 Gb
Ex db eb mb II C T6 Gb
Ex db eb mb II C T4 Gb
Ex tb III C T80℃ Db

Zone 1 and Zone 2
Zone 21 and Zone 22
IP66

A-01

HLBY05-Series Explosion-proof Linear Lighting Fixture

LED Tube:

Ex db II C T5/T6 Gb
Ex tb III C T98/T80℃ Db

Zone 1 and Zone 2
Zone 21 and Zone 22
IP66

A-02

HL0211- Series Explosion-proof LED Tube

Ex db IIC Gb

-20℃ ~+75℃

Zone 1 and Zone 2

A-03

BYS51- Series Explosion-proof Linear Lighting Fixture

T8 fluorescent lamp/LED

Fluorescent Lamp:
Ex db eb mb II C T4 Gb
Ex tb III C T80℃ Db

LED Tube:
Ex db eb mb IIC T6 Gb
Ex db eb IIC T6 Gb
Ex tb III C T80℃ Db

Zone 1 and Zone 2
Zone 21 and Zone 22
IP65

A-04

HLBD05-Series Explosion-proof LED Lighting

(I Type)

(II Type)

Ex db IIC T6/T5 Gb
Ex tb IIIC T80℃ Db
Ex tb IIIC T95℃ Db

T6(T80℃):-40℃≤ Ta ≤ +55℃
T5(T95℃):-40℃≤ Ta ≤ +55℃

Net cover optional
Zone 1 and Zone 2
Zone 21 and Zone 22
IP66

A-05

HLBD05-T Series Explosion-proof LED Lighting

Ex db IIC T6/T5 Gb
Ex tb IIIC T80℃ Db
Ex tb IIIC T95℃ Db

T6(T80℃):-40℃≤ Ta ≤ +55℃
T5(T95℃):-40℃≤ Ta ≤ +55℃

Net cover optional
Zone 1 and Zone 2
Zone 21 and Zone 22
IP66

A-06

HLBD06-Series Explosion-proof LED Lighting

Ex db IIC T6/T5/T4 Gb
Ex tb IIIC T80/T95/T130℃ Db

150,200W:
T6(T80℃):-40℃≤ Ta ≤ +40℃
T5(T95℃):-40℃≤ Ta ≤ +55℃
240,300W:
T5(T95℃):-40℃≤ Ta ≤ +40℃
T4(T130℃):-40℃≤ Ta ≤ +55℃

Net cover optional
Zone 1 and Zone 2
Zone 21 and Zone 22
IP66

A-07

HLBD56-Series Explosion-proof LED Lighting

Ex db IIC T5/T6 Gb
Ex tb IIIC T95/T80℃ Db

Net cover optional
Emergency optional
Zone 1 and Zone 2
Zone 21 and Zone 22
IP66

(W Type)

A-08

HLBT03- Series Explosion-proof LED Floodlight

Ex db IIB T6/T5 Gb
Ex db eb IIB+H2 T6/T5 Gb
Ex tb IIIC T80/T95℃ Db

T6(T80℃):40C ≤ Ta ≤ +40℃
T5(T95℃):-40C ≤ Ta<+55℃

Emergency optional
Zone 1 and Zone 2
Zone 21 and Zone 22
IP66

A-09

HLBT05- Series Explosion-proof LED Floodlight

Ex eb mb II C T4/T5/T6 Gb
Ex tb III C T80/ T95℃ Db

-40~+40/55℃

Zone 1 and Zone 2
Zone 21 and Zone 22
IP66

A-10

HLFD03-Series Fixed LED Lighting

Luminous flux (lm) :
3750,5000,6500,
7500,8500

-40℃ ~+55℃

IP67

A-11

BAK51-II E Series Explosion-proof Tank Inspection Vesel Light

Ex db IIC T6 Gb
Ex tb III C T80℃

Zone 1 and Zone 2
Zone 21 and Zone 22
IP66

A-12

BAD82- Series Explosion-proof Lighting

Ex db IIC T3/T4/T5 Gb
Ex tb III C T195/130/95℃ Db

T4(T130℃) ≤ 150W
T3(T195℃) > N150,175,250,400W

Net cover optional
Zone 1 and Zone 2
Zone 21 and Zone 22
IP66

A-13

BAD83- Series Explosion-proof Lighting

Ex db IIC T6 Gb
Ex tD A21 IP66 T80℃
Ex db IIC T4 Gb
Ex tD A21 IP66 T130℃
Ex db IIC T3 Gb
Ex tD A21 IP66 T195℃

T6(T80℃):
T4(T130℃) ≤ 150W
T3(T195℃) > 150,N150W

Net cover optional
Zone 1 and Zone 2
Zone 21 and Zone 22
IP66

A-14

BBJ- Series Explosion-proof Audio and Visual Caution Light

(I type/90dB)

(II type/105dB)

Ex db ib IIC T6 Gb
Ex tb III C T80℃ Db

Net cover optional
Zone 1 and Zone 2
Zone 21 and Zone 22
IP66

A-15

BBJ-JD Series Explosion-proof Audio and Visual Caution Light

Ex db IIC T6 Gb
Ex tb III C T80℃ Db

Net cover optional
Zone 1 and Zone 2
Zone 21 and Zone 22
IP66

A-16

HL-BLZD- I 1 □ E4W-BDJ01 Series Explosion-proof Exit Light

Ex eb ib IIC T4 Gb
Ex tb III C T80℃ Db

Zone 1 and Zone 2
Zone 21 and Zone 22
IP66

A-17

HLBDJ11 Series Explosion-proof Emergency Exit Light

Ex db IIC T6/T5/T4 Gb
Ex tb IIIC T80/T95/T130℃ Db

-40℃ ~+55℃ /60℃

Zone 1 and Zone 2
Zone 21 and Zone 22
IP66,IP67

A-18

Lamp Accessories

Picture	Item	Weight(kg)/ Power(W)	Ex Marking
	HL0112 Explosion-proof LED module	0.55/-	Ex mb IIC Gb
	HL0141 series Explosion-proof electronic ballast	1.3/18×2,36×2	Ex db IIC Gb
	HL0141-E series Explosion-proof electronic ballast	0.85/10,20,30,36, 20×2,30×2,36×2	
	HL0143/-E series Explosion-proof inverter	1.1/18×2,36×2,7,10	Ex db IIC Gb

A-19

HLDP03- Series Explosion-proof Electrical Apparatus

(With hinge)

Ex db II B T6/T5/T4 Gb
Ex db [ia/ib] II B T6/T5/T4 Gb
Ex db II B+H2 T6/T5/T4 Gb
Ex db [ia/ib] II B+H2 T6/T5/T4 Gb
Ex tb III C T80/95/130℃ Db

T6/T5:-20℃ ~+40/60℃
T5/T4:-40℃ ~+40/60℃

Zone 1 and Zone 2
Zone 21 and Zone 22
IP66,IP67

B-01

HLDP05- Series Explosion-proof Electrical Apparatus(Circuit Breaker)



Ex db II B T6/T5 Gb
Ex db II B + H2 T6/T5 Gb
Ex tb III C T80/T95℃ Db

T6/T5:-20℃ ~+60℃、
-40℃ ~+60℃

Zone 1 and Zone 2
Zone 21 and Zone22
IP66,IP67

B-02

HLDP06- Series Explosion-proof Electrical Apparatus(motor starter)

Ex db II B T6 Gb
Ex db II B+H2 T6 Gb
Ex tb III C T80℃ Db

-20℃ ~+60℃
-40℃ ~+60℃

Zone 1 and Zone 2
Zone 21 and Zone 22
IP66,IP67

B-03

HLDP07-Series Explosion-proof Electrical Apparatus(Control Box)

(With hinge)

Ex db IIB T6 Gb、
Ex db [ia/ib] IIB T6 Gb、
Ex db IIB+H2 T6 Gb、
Ex db [ia/ib] IIB+H2 T6 Gb、
Ex tb III C T80℃ Db

-20℃ ~+60℃
-40℃ ~+60℃

Zone 1 and Zone 2
Zone 21 and Zone 22
IP66,IP67

B-04

HLE03-Series explosion-proof Enclosures

Shell size (mm):
282 × 210 × 170, 350 × 210 × 170,
433 × 350 × 280, 563 × 430 × 280,
720 × 563 × 280, 720 × 563 × 350.

Ex db II B Gb
Ex tb III C Db
Ex db II B + H2 Gb
Ex tb III C Db

-20℃≤ Ta ≤ +60 ℃
-20℃≤ Tservice ≤ +100 ℃
-40℃≤ Ta ≤ +60 ℃
-40℃≤ Tservice ≤ +100 ℃

Zone 1 and Zone 2
Zone 21 and Zone 22
IP66

B-05

HLBX06- Series Explosion-proof Control Apparatus

Ex db IIB T6 Gb
Ex db IIB+H $_2$ T6 Gb
Ex tb IIIC T80℃ Db

-60℃ ~+60℃

IP66,IP67

B-06

HLBX07- Series Explosion-proof Control Apparatus

Ex db IIC T6 Gb
Ex tb IIIC T80℃ Db

-20℃ ~+60℃
-40℃ ~+60℃
-60℃ ~+60℃

IP66

B-07

HLBX08-Series Explosion-proof Illumination Control Switch

Ex db eb IIC T6 Gb
Ex tb IIIC T80℃ Db

-60℃ ~+60℃

Zone 1 and Zone 2
Zone 21 and Zone 22
IP66

B-08

dLXK- Series Explosion-proof Limit Switch

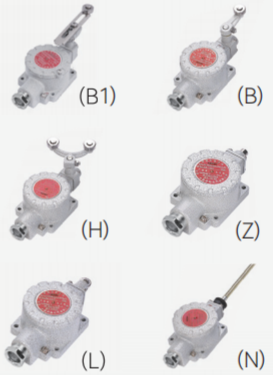

Ex db II BT6Gb
Ex tb III CT80℃ Db
Ex db II CT6Gb
Ex tb III C T80℃ Db

Group II B:-40℃ ~+65℃ ,
Group II B:-40℃ ~+60℃

Zone 1 and Zone 2,
Zone 21 and Zone 22
IP66

B-09

HLBSP01- Series Explosion-proof Plug and Sockets



Ex db II C T6 Gb
Ex tb III C T80℃ Db

-60℃ ~+55℃

Zone1,Zone2,
Zone21,Zone22
IP66

B-10

BCZ8060- Series Explosion-proof Plug and Sockets

Ex db eb II C T6/T5 Gb(16A)
Ex db eb II C T5/T4 Gb(32A)
Ex db eb II C T5 Gb(63A)
Ex db eb II C T4 Gb(125A)
Ex tb III C T80℃ Db

-20℃ ~+40℃ , -40℃ ~+40℃ ,
-40℃ ~+55℃

Zone1,Zone2,
Zone21,Zone22
IP66

B-11

HLBX02-Series Explosion-proof Control Station

Ex db eb IIC T6 Gb
Ex tb IIIC T80℃ Db

-40℃ ~+40℃ /+55℃

Zone 1 and Zone 2
Zone 21 and Zone 22
IP66

B-12

HLBX03- Series Explosion-proof Control Station

Ex db eb IIC T6 Gb
Ex tb IIIC T80℃ Db

-40℃ ~+40℃ /+55℃

Zone 1 and Zone 2
Zone 21 and Zone 22
IP66

B-13

HLBX05- Series Explosion-proof Control Station

Ex db eb IIC T6 Gb
Ex tb IIIC T80℃ Db

-40℃ ~+40℃ /+55℃

Zone 1 and Zone 2
Zone 21 and Zone 22
IP66

B-14

HLBCK07- Series Explosion-proof Safety Switch

Ex db eb IIC T6/T5/T4 Gb
Ex tb IIIC T80/T90/T135℃ Db

-40℃ ~+45/55℃

Zone 1 and Zone 2,
Zone 21 and Zone 22
IP66

B-15

HLBCK08- Series Explosion-proof Load Isolation Switch

Ex db eb II C T6/T5/T4 Gb
Ex tb III C T80℃ Db

-40℃ ~+45/55℃

Zone 1 and Zone 2,
Zone 21 and Zone 22,
IP66

B-16

HL0153-C Series Explosion-proof Switch Module



Ex db eb II C Gb

-40℃ ~+40/55℃

Zone 1 and Zone 2

B-17

BM(D)X52- Series Explosion-proof Illumination (Power) Distribution Box

Ex db eb II C T4 Gb (80~250A)
Ex db eb II C T6 Gb (1~63A)
Ex tb III C T80℃ Db

Zone1,Zone2,
Zone21,Zone22
IP66

B-18

8051-Series Explosion-proof Circuit Breaker

Ex db eb II C Gb

-20℃ ~+70℃

Zone1,Zone2

B-19

8051-L Series Explosion-proof Residual Current Circuit Breaker

Ex db eb II C Gb

-20℃ ~+70℃

Zone1,Zone2

B-20

8052- Series Explosion-proof AC Contactor

Ex db eb II C Gb

-20℃ ~+70℃

Zone1,Zone2

B-21

8053-Series Explosion-proof Thermal Relay

Ex d e II C Gb

-20℃ ~+70℃

Zone1,Zone2

B-22

8057- Series Explosion-proof Surge Protector

Ex db eb II C Gb

-20℃ ~+70℃

Zone1,Zone2

B-23

8008/2-Series Explosion-proof Control Switches

8008/2 2P Switch

8008/2 4P Switch

Ex db eb II C Gb

Zone1,Zone2,
IP66

B-24

8008/2-II Series Explosion-proof Control Switch

Ex db eb II C Gb

Zone1,Zone2,

B-25

Accessories : Safey Locker/Protection Cover

LHLS-02-14

LHLS-02-16

LHLS-02-18

LHLS-05-01

LHLS-05-02

Used for HL0105-A3/ HL0101-A3 emergency stop self-locking button, HL0101-(A1/ ☐)

LHLS-02-15

Safe cover: Used for HL0105-A3 and HL0105-A3 emergency stop button with self-locking

B-26

Accessories : Padlock/Rotary Lock Components



LHLY-02-05

Padlock plate: Used for HLBX02-Series Explosion-proof Control Box and HLBH02-SEroes Explosion-proof Junction Box

LHLY-05-05

LHLY-05-05Z

LHLY-05-05Y

Used for HLBX02 series explosion-proof control box (operator column) and HLBH02 series explosion-proof junction box

B-27

HL0101-Series Explosion-proof Button/Switch

M

MD

M

MD

M

MD

HL0101- ☐☐ :
Ex db eb IIC Gb
-40℃≤ Ta ≤ +60 ℃ (6A)/+60℃ (10A)
-40℃≤ Tservice ≤ +85℃

HL0101- ☐ M ☐ :
Ex db eb IIC Gb
-40℃≤ Ta ≤ +70 ℃ (6A)/+65℃ (10A)
-40℃≤ Tservice ≤ +85℃

HL0101- ☐ / ☐ MD ☐ :
Ex db eb II C T6/T5 Gb
Ex tb IIIC T80/T95℃ Db
6 A :-40℃≤ Ta ≤ +55℃ /65℃
10A:-40℃≤ Ta ≤ +50℃ /55℃

Zone 1 and Zone 2
Zone 21 and Zone 22
IP66

B-28

HL0101-A Series Explosion-proof Button with Signal Lamp

M

MD

HL0101-A ☐☐☐ :
Ex db eb IIC Gb
-40℃≤ Ta ≤ +70 ℃ (6A)/+60℃ (10A)
-40℃≤ Tservice ≤ +85℃

HL0101-A ☐☐ M ☐ :
Ex db eb IIC Gb
-40℃≤ Ta ≤ +70 ℃ (6A)/+65℃ (10A)
-40℃≤ Tservice ≤ +85℃

HL0101-A ☐☐☐ MD ☐ :
Ex db eb IIC T6/T5 Gb
-40℃≤ Ta ≤ +70 ℃ (6A)/+65℃ (10A)
-40℃≤ Tservice ≤ +85℃

Zone 1 and Zone 2
Zone 21 and Zone 22
IP66

B-29

HL0102-Series Explosion-proof Signal Lamp

HL0102- □□ :
Ex db eb IIC Gb
-40℃≤ Ta ≤ +70℃
-40℃≤ Tservice ≤ +85℃

HL0102- □ M □ :
Ex db eb IIC Gb
-40℃≤ Ta ≤ +70℃
-40℃≤ Tservice ≤ +85℃

HL0102- □□ MD □ :
Ex db eb IIC T6/T5 Gb
Ex tb IIIC T80/T95℃ Db
-40℃≤ Ta ≤ +55℃ /65℃

Zone 1 and Zone 2
Zone 21 and Zone 22
IP66

B-30

HL0103-D Series Explosion-proof Potentiometers

Ex db II B Gb
Ex ta III C Da
Ex db II C Gb
Ex ta III C Da

Zone 1 and Zone 2
Zone 21 and Zone 22
IP66

B-31

HL0105- Series Explosion-proof Switch Button

Ex db IIC Gb
Ex tb IIIC Db

-40 ℃≤ Ts ≤ + 100 ℃

Zone 1 and Zone 2
Zone 21 and Zone 22
IP66

B-32

HL0105-A Series Explosion-proof Control Button With Signal Lamp

Ex db IIC Gb
Ex tb IIIC Db

-40 ℃≤ Ts ≤ + 100 ℃

Zone 1 and Zone 2
Zone 21 and Zone 22
IP66

B-33

HL0105-B1 Series explosion-proof Switch Button

Ex db II B Gb
Ex db II C Gb
Ex tb III C Db

-40 ℃≤ Ts ≤ + 100 ℃

Zone 1 and Zone 2
Zone 21 and Zone 22
IP66

B-34

HL0106-Series Explosion-proof Signal Lamp

Ex db II C Gb
Ex tb III C Db

-40 ℃≤ Ts ≤ + 100 ℃

Zone 1 and Zone 2
Zone 21 and Zone 22
IP66

B-35

HL0107- Series Explosion-proof Signal Lamp

Ex db eb II C Gb
Ex tb III C Db

-40 ℃≤ Ta ≤ + 70 ℃
-40 ℃≤ Ts ≤ + 100 ℃

Zone 1 and Zone 2
Zone 21 and Zone 22
IP66

B-36

HL0111- Series Explosion-proof Signal Lamp(Board back type)

Ex db II C Gb
Ex tb III C Db

Zone 1 and Zone 2,
Zone 21 and Zone 22,
IP66

B-37

HL0109- Series Explosion-proof Ammeter

Ex eb II Gb
Ex mb II Gb

-25℃≤ Ta ≤ +80℃
-45 ℃≤ Ts ≤ +80℃

Zone 1 and Zone 2
IP66

B-38

HLDP11- Series Explosion-proof Electrical Apparatus (Terminal box)



Ex db II B T6/T5/T4 Gb
Ex db[ia/ib] II B T6/T5/T4 Gb
Ex db II B+H_2 T6/T5/T4 Gb
Ex db[ia/ib] II B+H_2 T6/T5/T4 Gb
Ex tb III C T80/T95/T130℃ Db

T6/T5: -20℃ ~+60℃、-20℃ ~+60℃
T5/T4: -20℃ ~+40℃、-40℃ ~+40℃

Enclosure Size(mm):
282 x 2 10 x 170, 350 x 2 I 0 x 170,
433 X 350 X 280, 563 X 430 X 280,
720 X 563 X 280, 720 X 563 X 350

Zone1,Zone2,
Zone21,Zone22
IP66

C-01

BJX- Series Explosion-proof Terminal Box

(II B)

(II B)

(II C)

(II C)

Ex db II B T6 Gb
Ex db II C T6 Gb
Ex tb III C T80℃ Db

Enclosure Size(mm):
165×165×116, 210×230×129,
230×270×129, 300×370×160,
430×560×197(II B), 560×560×197

Zone1,Zone2,
Zone21,Zone22
IP66

C-02

BJX-III Series Explosion-proof Terminal Box

Ex db II C T6 Gb
Ex tb III C T80℃ Db

Enclosure Size(mm):
160×160×175, 230×230×175,
300×300×230, 350×280×231,
350×350×220, 430×430×220

Zone1,Zone2,
Zone21,Zone22
IP66

C-03

HLBH02-S Series Explosion-proof Terminal Box-(1)

Ex eb IIC T6/T5/T4 Gb
Ex ia IIC T6 Ga
Ex ib IIC T6 Gb
Ex tb III C T80℃ /T95℃ /T130℃ Db

Ex be T6 for Tamb:-40℃ ~+40℃;
T5 for Tamb:-40℃ ~+55℃;
T4 for Tamb:-40℃ ~+40/55℃;
Ex ia T6 for Tamb-40℃ -+40/45/55/60℃

C-04

HLBH02-S Series Explosion-proof Terminal Box-(2)

Enclosure Size(mm):
130×130×95,180×130×95,240×150×95,
290×180×95/152,290×260×95/152,
360×290×95/152,360×360×95/152/232,
727×360×95/152/232,727×727×152/276,
460×290×152/232,460×360×152/232,
460×400×152/232,600×360×232

Zone0,Zone1,Zone2,
Zone21,Zone22
IP66

C-05

HLBH01-C Series Explosion-proof Terminal Box

Ex eb II C T6 Gb(≤ 40A)
Ex eb II C T5 Gb(≤ 63A)
Ex eb II C T4 Gb(≤ 400A)
Ex tb III C T80℃ Db

-50℃ ~+40/60℃

Enclosure Size(mm):
140×140×112, 210×140×117,210×210×117, 300×210×117,
300×300×117, 350×210×127, 430×300×192, 560×300×200,
560×430×188。
Zone1,Zone2,Zone21,Zone22
IP66

C-06

HLBH03-Series Explosion Proof Junction Boxes

Electric heating bracket type (K)

Ex eb II C T6/T5/T4 Gb
Ex ia II C T6 Ga
Ex ib II C T6 Gb
Ex tb III C T80/T95/T130℃ Db

-40~+40/50/55/60/65℃

Zone0,Zone1,Zone2,
Zone21,Zone22
IP66

Enclosure Size(mm):
130×150×106,130×220×106,178×260×106,
340×220×106/159,681×340×159,340×340×159/202

C-07

HLBH05- Series Explosion-proof Terminal Boxes

Ex eb II C T6 Gb
Ex ia II C T6 Ga
Ex ib II C T6 Gb
Ex tb III C T80℃ Db

Ex e ,Ex tb -40℃ ~+40/55℃
Ex i ,Ex tb -40℃ ~+50/60/65℃

Enclosure Size(mm):
95×95×63,125×125×70

Zone0,Zone1,Zone2,
Zone21,Zone22
IP66

C-08

AH- Series Explosion-proof Terminal Boxes



Ex db II C T6 Gb
Ex tb III C T80℃ Db

-20℃ ~+40℃

Zone1,Zone2,
Zone21,Zone22
IP66

C-09

HLBH31/32C- Series Explosion-proof Terminal Boxes

Ex db II C T6 Gb
Ex tb III C T80℃ Db

Ex e ,Ex tb -40℃ ~+40/55℃
Ex i ,Ex tb -40℃ ~+50/60/65℃

Enclosure Size(mm):
106×106×75.5,170×170×115

Zone1,Zone2,
Zone21,Zone22
IP66

C-10

BHC- Series Explosion-proof Conduit Outlet Boxes



Ex eb II C Gb
Ex ta III C Da (M/NPT thread)
Ex eb II C Gb(G thread)

Thread size: G1/2 ~ G4;
M20X1.5~ M63X1.5 shall be customized
NPT1/2 ~ NPT4 shall be customized

Zone 1 and Zone 2
Zone 20, Zone 21 and Zone 22
IP65

D-01

BMG- Series Explosion-proof Seal Fittings

Ex db II C Gb
Ex ta III C Da

Form: L-vertical
H-horizontal
P-drainage

Zone 1 and Zone 2
Zone 20, Zone 21 and Zone 22
IP66

D-02

BDM-7 Series Explosion-proof Cable Glands (Single Seal, Unarmoured)

Ex eb II C Gb
Ex tb III C Db

Zone 1 and Zone 2
Zone 21 and Zone 22
IP66

D-03

HLBM01/02-Series Explosion-proof Cable Glands

Ex eb II C Gb
Ex nR II C Gc
Ex tb III C Db

-43℃ ~+ 100 ℃

Zone 1 and Zone 2
Zone 21 and Zone 22
IP66

D-04

HLBM-05/06 Series Explosion-proof Cable Glands (Single Seal, Armoured)

Ex eb II C Gb
Ex nR II C Gc
Ex tb III C Db

-43℃ ~+ 100 ℃

Zone 1 and Zone 2
Zone 21 and Zone 22
IP66

D-05

HLBM-07/08 Series Explosion-proof Cable Glands (Single Seal, Unarmoured)

Ex db II C Gb
Ex eb II C Gb
Ex nR II C Gc
Ex tb III C Db

-43 ℃ ~ + 100 ℃
-60 ℃ ~ + 120 ℃ (f type)

Zone 1 and Zone 2
Zone 21 and Zone 22
IP66,P67,IP68(2m/72h)

D-06

HLBM09/10- Series Explosion-proof Cable Glands (Double Seal, Unarmoured)

Ex db II C Gb
Ex eb II C Gb
Ex nR II C Gc
Ex tb III C Db

-43 ℃ ~ + 120 ℃

Zone 1 and Zone 2
Zone 21 and Zone 22
IP66,IP67,IP68(2m/72h)

D-07

HLBM13/14-Series Explosion-proof Cable Glands (Double Seal, Armoured, Unarmoured)

Ex db II C Gb
Ex eb II C Gb
Ex nR II C Gc
Ex tb III C Db

-43 ℃ ~ + 120 ℃

Zone 1 and Zone 2
Zone 21 and Zone 22
IP66,IP67,IP68(2m/72h)

D-08

HLBM15/16- Series Explosion-proof Cable Glands (Compound Barrier, Unarmoured)

Ex db II C Gb
Ex eb II C Gb
Ex nR II C Gc
Ex tb III C Db

-43 ℃ ~ + 120 ℃
-60 ℃ ~ + 120 ℃

Zone 1 and Zone 2
Zone 21 and Zone 22
IP66

D-09

HLBM17/18- Series Explosion-proof Cable Glands (Compound Barrier, Armoured, Unarmoured)

Ex db II C Gb
Ex eb II C Gb
Ex nR II C Gc
Ex tb III C Db

-43 ℃ ~ + 120 ℃
-60 ℃ ~ + 120 ℃

Zone 1 and Zone 2
Zone 21 and Zone 22
IP66

D-10

BT35- Series Explosion-proof Axial Flow Fan

Ex db IIB T4 Gb

Rated voltage (V): 220/380;
Machine number:
2.8, 3.15, 3.55, 4, 4.5, 5,
5.6, 6.3, 7.1, 8, 9, 10, 11.2.

Zone 1 and Zone 2

E-01

BFS- Series Explosion-proof Exhaust Fan

Ex db II B T4 Gb

Rated voltage (V): 220/380;
Power (W): 180;
Blade diameter (mm):
300, 400,500,600

Zone 1 and Zone 2

E-02

BFS- □ F Series Explosion-proof Exhaust Fan (Square)



Ex db II B T4 Gb

Rated voltage (V): 220/380;
Power (W): 180;
Blade diameter (mm):
300, 400

Zone 1 and Zone 2

E-03

BK □ R- Series Explosion-proof Air Conditioners

Wall type:
BKF(R)-26/ □ , BKF(R)-35/ □ , BKF(R)-50/ □ ;
Floor type:
BKG(R)-50/ □ , BKG(R)-72/ □ ,
BKF(R)-120/ □ BKF(R)-280/ □ ;

Ex db eb ib mb II B T4 Gb
Ex db eb ib mb II C T4 Gb

-7℃≤ Ta ≤ +43℃

Zone 1 and Zone 2

E-04